


Northwest Independent School District
Steele Accelerated High School
2017-2018 Campus Improvement Plan



Mission Statement

Northwest ISD, in partnership with parents and community, will engage all students in a premier education preparing them to be successful, productive citizens.

James M. Steele Accelerated High School prepares every student for life by collaborating, building relationships, and offering unique and challenging opportunities that empower students to choose their own future.

Vision

The best and most sought-after school district where every student is future ready:

- Ready for college
- Ready for the global workplace
- Ready for personal success

James M. Steele Accelerated High School will be nationally recognized as a prestigious and innovative

learning community where every graduate is empowered to choose a lifetime of learning and success.

Core Beliefs

We believe that:

- Kids come first
- Continuous improvement is essential for future success
- The success of each student is the shared responsibility of students, families, schools, and communities
- Environment influences learning

Table of Contents

Comprehensive Needs Assessment	5
Demographics	5
Student Achievement	6
Comprehensive Needs Assessment Data Documentation	7
Goals	10
Goal 1: Northwest ISD will design dynamic learning experiences to ensure that all students are future-ready learners.	10
Goal 2: Northwest ISD will recruit, develop, retain, and recognize an exceptional, highly motivated staff to optimize student engagement and learning.	12
Goal 3: Northwest ISD will communicate in an timely, open manner and engage parents and community members in positive partnership opportunities in our schools.	13
Goal 4: Northwest ISD will provide premier facilities and support systems that enhance a positive learning environment and foster student and community pride.	15
Goal 5: Northwest ISD will invest resources to ensure that students, parents, and community receive optimal educational services.	16
State System Safeguard Strategies	17
State Compensatory	18
Budget for Steele Accelerated High School:	18
Title I	19
Schoolwide Program Plan	19
Plan Notes	20

Comprehensive Needs Assessment

Demographics

Demographics Summary

Steele Accelerated High School has been in existence for five years. We currently serve 150 students. Demographics from the previous year include: Ethnic Distribution: African American 4.4% Hispanic 123.9% White 65.5% American Indian 0.9% Asian 2.7% Pacific Islander 0 0.0% Two or More Races 2.7% Economically Disadvantaged 22.1% Non-Educationally Disadvantaged 77.9% English Language Learners (ELL) 0.0% Students w/ Disciplinary Placements (2012-2013) 1.8% At-Risk 35.4% Mobility (2012-2013) 40.4%.

Demographics Strengths

Special Education and Low SES students have achieved great levels of success in all indicators of the TAPR.

Student Achievement

Student Achievement Summary

Students have experienced significant success on state testing at minimum standards. For students to be considered ready for post-secondary success, students need to achieve at higher levels (considered "Advanced") under state testing guidelines.

Student Achievement Strengths

Steele AHS students earned four Gold Performance Acknowledgements based on state assessment data. GPAs were earned in Science, Social Studies, Post-secondary Readiness, and Top 25% Closing Performance Gaps. Students earned the following passing percentages:

Reading/ELA-95%

Math-90%

Science-95%

Social Studies-100%

Comprehensive Needs Assessment Data Documentation

The following data were used to verify the comprehensive needs assessment analysis:

Improvement Planning Data

- District goals
- Campus goals
- Current and/or prior year(s) campus and/or district improvement plans
- Campus and/or district planning and decision making committee(s) meeting data
- State and federal planning requirements

Accountability Data

- Texas Academic Performance Report (TAPR) data
- Performance Index Framework Data: Index 1 - Student Achievement
- Performance Index Framework Data: Index 2 - Student Progress
- Performance Index Framework Data: Index 3 - Closing Performance Gaps
- Performance Index Framework Data: Index 4 - Postsecondary Readiness
- System Safeguards and Texas Accountability Intervention System (TAIS) data
- Critical Success Factor(s) data
- Accountability Distinction Designations
- Federal Report Card Data
- PBMAS data
- Community and student engagement rating data

Student Data: Assessments

- State and federally required assessment information (e.g. curriculum, eligibility, format, standards, accommodations, TEA information)
- State of Texas Assessments of Academic Readiness (STAAR) current and longitudinal results, including all versions
- STAAR End-of-Course current and longitudinal results, including all versions
- STAAR Released Test Questions
- STAAR ELL Progress Measure data
- Texas English Language Proficiency Assessment System (TELPAS) results
- Texas Success Initiative (TSI) data for postsecondary/college-ready graduates data
- SAT and/or ACT assessment data
- PSAT and/or ASPIRE
- Local benchmark or common assessments data
- Student failure and/or retention rates

Student Data: Student Groups

- Race and ethnicity data, including number of students, academic achievement, discipline, attendance, and rates of progress between groups
- Number of students assigned to each special program, including analysis of academic achievement, race, ethnicity, gender, etc.
- Economically Disadvantaged / Non-economically disadvantaged performance and participation data
- Male / Female performance and participation data
- Special education population, including performance, discipline, attendance, and mobility
- Migrant population, including performance, discipline, attendance, and mobility
- At-Risk population, including performance, discipline, attendance, and mobility
- ELL or LEP data, including academic achievement, support and accommodation needs, race, ethnicity, gender, etc.
- Career and Technical Education (CTE) data, including academic achievement, program growth, race, ethnicity, gender, etc.
- Section 504 data
- Homeless data
- Gifted and talented data
- Dyslexia Data
- Response to Intervention (RtI) student achievement data

Student Data: Behavior and Other Indicators

- Completion rates and/or graduation rates data
- Annual dropout rate data
- Attendance data
- Discipline records
- Violence and/or violence prevention records
- Tobacco, alcohol, and other drug-use data
- Student surveys and/or other feedback
- Class size averages by grade and subject

Employee Data

- Professional learning communities (PLC) data
- Staff surveys and/or other feedback
- Highly qualified staff data
- Campus department and/or faculty meeting discussions and data
- Professional development needs assessment data
- PDAS and/or T-TESS

Parent/Community Data

- Parent surveys and/or other feedback
- Community surveys and/or other feedback

Support Systems and Other Data

- Communications data
- Budgets/entitlements and expenditures data
- Study of best practices
- Action research results


Goals

Goal 1: Northwest ISD will design dynamic learning experiences to ensure that all students are future-ready learners.

Performance Objective 1: Steele AHS will increase the number of students achieving "Advanced" status on EOC tests.

Evaluation Data Source(s) 1: Index 1, Student Achievement

Summative Evaluation 1:


Strategy Description	Monitor	Strategy's Expected Result/Impact	Reviews			
			Formative			Summative
			Oct	Dec	Feb	Apr
State System Safeguard Strategy 1) 1) We will increase writing in all classes to no less than once per six weeks, training students on expectation of no less than a "3" according to the writing rubric created by SAHS.	All staff	NISD summative tests				
						

Goal 1: Northwest ISD will design dynamic learning experiences to ensure that all students are future-ready learners.

Performance Objective 2: Steele AHS will increase the percentage of college ready graduates through enrollment/successful completion of dual credit and Advanced Placement courses.

Evaluation Data Source(s) 2: We will look at Index 4 as calculated by TEA, AP enrollment/scores, and Dual Credit enrollment/grades.

Summative Evaluation 2:

Strategy Description	Monitor	Strategy's Expected Result/Impact	Reviews			
			Formative			Summative
			Oct	Dec	Feb	Apr
1) Once a week students will have SAT practice problems through Advisory	All staff	Growth of PSAT and SAT scores from last year through this year				
2) We will analyze PSAT scores to identify students that should be in Dual Credit classes and who could be potential National Merit Scholars	Leadership Team	We will have increased Dual Credit enrollment and National Merit Semifinalists				
3) We will offer our students career trainings and opportunities	Co-op Teachers, Academy Facilitators, Counselors	90% of students sitting for state licensure will pass the test. 100% of co-op students obtain OSHA certification by end of first semester.				
4) 5) Student % performing at Advanced level on state testing will increase in all areas.	All staff	Writing samples presented at PLC, CBAs, and year-end scores.				
						

Goal 1: Northwest ISD will design dynamic learning experiences to ensure that all students are future-ready learners.

Performance Objective 3: Provide curriculum and resources for students to become future ready.

Evaluation Data Source(s) 3: We will track number of college tours, provide transportation for College Fair, 100% enrollment on Kahn Academy for test prep

Summative Evaluation 3:

Goal 1: Northwest ISD will design dynamic learning experiences to ensure that all students are future-ready learners.

Performance Objective 4: Teachers will cooperatively plan

Evaluation Data Source(s) 4:

Summative Evaluation 4:

Goal 2: Northwest ISD will recruit, develop, retain, and recognize an exceptional, highly motivated staff to optimize student engagement and learning.

Performance Objective 1: Staff will actively pursue professional development and growth opportunities directly in support of our campus goals.

Evaluation Data Source(s) 1: Eduphoria workshop calendars

Summative Evaluation 1:

Strategy Description	Monitor	Strategy's Expected Result/Impact	Reviews			
			Formative			Summative
			Oct	Dec	Feb	Apr
1) Staff will actively pursue professional development and growth opportunities directly in support of our campus goals.	Administration	Certificates and hours of professional development listed in Eduphoria				

Goal 2: Northwest ISD will recruit, develop, retain, and recognize an exceptional, highly motivated staff to optimize student engagement and learning.

Performance Objective 2: Staff will participate in weekly PLC meetings to calibrate, learn, and implement campus and district strategies for student success.

Evaluation Data Source(s) 2: Agendas will show diverse learning opportunities for staff. Walkthroughs will provide feedback and allow for demonstration of mastery.

Summative Evaluation 2:

Goal 2: Northwest ISD will recruit, develop, retain, and recognize an exceptional, highly motivated staff to optimize student engagement and learning.

Performance Objective 3: Teachers will provide lesson plan feedback to cross-curricular partners collaboratively regarding structure and strategy.

Evaluation Data Source(s) 3: Lesson plans on Google Drive, increased levels of rigor, relevance, and learner engagement as evidenced by walk-throughs and observations.

Summative Evaluation 3:

Goal 3: Northwest ISD will communicate in an timely, open manner and engage parents and community members in positive partnership opportunities in our schools.

Performance Objective 1: Staff will actively pursue opportunities for increased parent and community involvement through Cosmetology Academy partnerships, Collegiate Academy partnerships, guest speakers, and PTSA

Evaluation Data Source(s) 1:

Summative Evaluation 1:

Strategy Description	Monitor	Strategy's Expected Result/Impact	Reviews			
			Formative			Summative
			Oct	Dec	Feb	Apr
1) We will communicate the postsecondary readiness expectations with students and parents through parent conferences	All staff	Increased number of students signing up for SAT, ACT, or TSI tests. Increased parent attendance at conferences				
2) We will have parent training nights for such things as SAT/ACT registration, FAFSA, college application process, Dual Credit opportunities	Leadership team, Collegiate Academy, Administration	Events planned on the calendar, attendance documented through parent sign in.				

3) Utilize social media to advertise, communicate, and promote school events	Libby Haines, Robin Ellis	Digital footprint				
						

Goal 3: Northwest ISD will communicate in an timely, open manner and engage parents and community members in positive partnership opportunities in our schools.

Performance Objective 2: Each staff member will tweet and share at least one positive educational experience per week.

Evaluation Data Source(s) 2: Twitter, Facebook, Parent surveys


Summative Evaluation 2:

Goal 4: Northwest ISD will provide premier facilities and support systems that enhance a positive learning environment and foster student and community pride.

Performance Objective 1: Steele staff, students, and parents will actively seek out ways to increase student attendance.

Evaluation Data Source(s) 1: Weekly and year-end attendance reports

Summative Evaluation 1:

Strategy Description	Monitor	Strategy's Expected Result/Impact	Reviews			
			Formative			Summative
			Oct	Dec	Feb	Apr
1) Implement and monitor A1 ID card system as campus management system	All staff	Student attendance, tardies, discipline referrals, and A1 numbers per three weeks				
2) Utilize advisory period to incorporate team building, goal monitoring, work day wednesday and college readiness	All staff	Lesson plans and PLC, Student survey				
3) Expand Excel activities	Keith Smith, Julie Rivera	Number of events and participants, and surveys				
4) Students will use Naviance and Kahn Academy for test prep, college and future planning,	All staff	Participation in ACT and SAT Student log ins				
						

Goal 5: Northwest ISD will invest resources to ensure that students, parents, and community receive optimal educational services.

Performance Objective 1: Steele staff, students, and parents will actively seek out resources - such as grants, community service, and volunteer opportunities - to provide optimal educational services

Evaluation Data Source(s) 1: Number of opportunities provided and taken, number of adopted partners and elementary schools. Map by graphic representation.

Summative Evaluation 1:

Strategy Description	Monitor	Strategy's Expected Result/Impact	Reviews			
			Formative			Summative
			Oct	Dec	Feb	Apr
1) We will obtain high quality Work Day Wednesday speakers comprised of community, business, and college representatives.	Campus Administration	Student survey				
2) Write at least four campus grant proposals	All Staff	Submission of grant proposals				
3) Seek out off campus learning opportunities	All staff	Number of field trips				
4) We will have a minimum of six student groups who will present at TechnoExpo	Libby Haines	Groups at TechnoExpo				
5) We will continue to develop the Steele Showcase and ePortfolios; Seniors will add the Capstone Presentation	All Staff	Steele Showcase and advisory ePortfolio days				

State System Safeguard Strategies

Goal	Objective	Strategy	Description
1	1	1	1) We will increase writing in all classes to no less than once per six weeks, training students on expectation of no less than a "3" according to the writing rubric created by SAHS.

State Compensatory

Budget for Steele Accelerated High School:

<u>Account Code</u>	<u>Account Title</u>	<u>Budget</u>
6100 Payroll Costs		
1995.11.010.24.024.6117.00	6117 Career Ladder - Locally Defined	\$0.00
1995.11.010.24.024.6141.00	6141 Social Security/Medicare	\$0.00
1995.11.010.24.024.6143.00	6143 Workers' Compensation	\$0.00
1995.11.010.24.024.6145.00	6145 Unemployment Compensation	\$0.00
1995.11.010.24.024.6146.00	6146 Teacher Retirement/TRS Care	\$0.00
6100 Subtotal:		\$0.00
6400 Other Operating Costs		
1995.11.010.24.024.6412.00	6412 Student Travel	\$0.00
1995.11.010.24.024.6494.00	6494 Reclassified Transportation Expenses	\$0.00
6400 Subtotal:		\$0.00

Title I

Schoolwide Program Plan

N/A

Plan Notes

Can be used for department reports, PLC notes, etc.. People can be given access to the notes, but only to notes, not to change the plan.

Strategy	At Risk / Dropout	Instructional Interventions	Dyslexia	Character Education	Violence/ Drug Suicide Prevention	TBSI—Texas Behavior Support Initiative	Coordinated Health Plan	Staff Development	Homeless	Technology Education	Transition Preparation (Pre-School)	Parental Involvement	Career Education
Goal 1.1.1	x	x											
Goal 1.1.2	x	x											
Goal 1.1.3	x	x											
Goal 1.1.4	x	x											
Goal 1.1.5	x	x											x
Goal 2.1.1	x	x	x	x	x	x	x	x	x	x		x	x
Goal 3.1.1	x									x		x	x
Goal 3.1.2	x	x								x		x	
Goal 3.1.3	x									x		x	
Goal 4.1.1	x	x		x				x					
Goal 4.1.2	x	x		x				x		x			x
Goal 4.1.3	x												
Goal 4.1.4	x	x		x				x		x		x	x
Goal 5.1.1	x	x		x						x		x	x
Goal 5.1.2	x	x		x						x			x
Goal 5.1.3	x	x		x									x

